


Hand-Eye Coordination For Reading




Working on reading drum notation is primarily about hand-eye coordination. Once you know where the notation for your individual drums and cymbals go, it is about internalizing and recognizing groups of notes, just like learning to read regular words. This lesson will help you to do just that.


Begin by working on combinations of the four limbs. I've written this with your feet on the bass drum and hi-hat and your hands on the snare drum and ride cymbal. Start by playing each grouping combination four times as written.



Then, we'll do the same combinations two times each.



And finish with one time each.



Take your time with this. Feel free to do these in sections but eventually, play them all from start to finish. Then use a metronome to guide you in increasing your speed in small increments. This is just the beginning of learning to recognize groups of notes.

DRUM KEY

